

**ABU DHABI NATIONAL COMPANY FOR BUILDING MATERIALS**  
**PUBLIC JOINT STOCK**  
**ABU DHABI - UNITED ARAB EMIRATES**

**INDEPENDENT AUDITOR'S REPORT AND**  
**CONSOLIDATED INTERIM FINANCIAL STATEMENTS FOR**  
**THE PERIOD FROM 1 JANUARY 2017 TO 31 MARCH 2017**

**ABU DHABI NATIONAL COMPANY FOR BUILDING MATERIALS**  
**PUBLIC JOINT STOCK**  
**ABU DHABI - UNITED ARAB EMIRATES**

**I N D E X**

	<b><u>Exhibit</u></b>	<b><u>Page</u></b>
Independent Auditors Report	-	3 - 4
Consolidated interim statement of financial position as at 31 March 2017	A	5 - 6
Consolidated interim statement of income and other comprehensive income for the period from 1 January 2017 to 31 March 2017	B	7
Consolidated interim statement of changes in equity for the period from 1 January 2017 to 31 March 2017	C	8
Consolidated interim statement of cash flows for the period from 1 January 2017 to 31 March 2017	D	9
Notes to consolidated interim financial statements	<b><u>Notes</u></b> 1 - 28	10 - 30

## REVIEW REPORT

**The Shareholders'**  
**Abu Dhabi National Company for Building Materials**  
**Public Joint Stock**  
**Abu Dhabi - United Arab Emirates**

### *Introduction*

We have reviewed the accompanying interim financial statements of **Abu Dhabi National Company for Building Materials - Public Joint Stock - Abu Dhabi** as at 31 March 2017 which comprise the interim statement of financial position as at 31 March 2017, and the related interim statement of comprehensive income, interim statement of changes in equity and interim statement of cash flows for the three months period then ended and explanatory notes. Management is responsible for the preparation and presentation of these interim financial statements in accordance with International Financial Reporting Standard IAS 34 Interim Financial Reporting ("IAS 34"). Our responsibility is to express a conclusion of these interim financial statements based on our review.

### *Scope of review*

We conducted our review in accordance with International Standards on Review Engagements 2410, "Review of Interim Financial Information Performed by the Independent Auditor of the company." A review of financial information consists of making inquiries, primarily of persons responsible for financial and accounting matters, and applying analytical and other review procedures. A review is substantially less in scope than an audit conducted in accordance with International Standards on Auditing and consequently does not enable us to obtain assurance that we would become aware of all significant matters that might be identified in an audit. Accordingly, we do not express an audit opinion.


### *Basis for Qualified Conclusion*

- We have not received direct confirmation from one customer for advance payment balance amounting to AED 18,898,140 and trade receivable balance amounting to AED 3,384,785 as at 31 March 2017, and we could not satisfy ourselves by these balances with any alternative audit procedure.
- The company have not been complying with IFRS 9 for classification of investment in financial assets designated at fair value through other comprehensive income (FVTOCI) and through profit and loss (FVTPL).
- The company has not performed an impairment review for its capital work in progress as required by the International Accounting Standards (IAS) 36.

**Qualified Conclusion**

Based on our review, except for the matters mentioned in the basis for qualified conclusion paragraph, nothing has come to our attention that causes us to believe that the accompanying interim financial statements are not prepared, in all material respects, in accordance with IAS 34.

**Talal Abu Ghazaleh & Co. International**



**Firas Kilani**  
Licensed Auditor No. 632

14 May 2017



**ABU DHABI NATIONAL COMPANY FOR BUILDING MATERIALS**  
**PUBLIC JOINT STOCK**  
**ABU DHABI - UNITED ARAB EMIRATES**

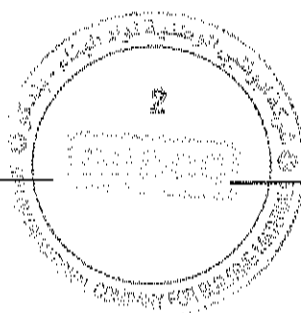
**EXHIBIT A**

**CONSOLIDATED INTERIM STATEMENT OF FINANCIAL**  
**POSITION AS AT 31 MARCH 2017**

(AMOUNTS ARE EXPRESSED IN U.A.E. DIRHAMS)

	<u>NOTE</u>	<u>31 March 2017</u> <u>(Unaudited)</u>	<u>31 December 2016</u> <u>(Audited)</u>
<b><u>ASSETS</u></b>			
<b><u>CURRENT ASSETS</u></b>			
Cash and cash equivalents	6	4,741,730	2,964,834
Bank term deposit	20	630,951	630,951
Trade and other receivables	7	53,688,684	49,370,338
Other current assets	8	7,592,144	2,275,683
Inventories	9	12,605,890	14,047,992
Total current assets		<u>79,259,399</u>	<u>69,289,798</u>
<b><u>NON-CURRENT ASSETS</u></b>			
Property and equipment	10	193,438,095	195,960,349
Investments in financial asset	11	343,846,543	279,801,573
Other investments	12	83,325	83,325
Capital work in progress	13	125,468,896	125,435,275
Investments properties	14	21,100,000	21,100,000
Total non-current assets		<u>683,936,859</u>	<u>622,380,522</u>
<b>TOTAL ASSETS</b>		<u><u>763,196,258</u></u>	<u><u>691,670,320</u></u>

Managing Director



General Manager

Chairman

*THE ACCOMPANYING NOTES ARE AN  
INTEGRAL PART OF THESE CONSOLIDATED INTERIM FINANCIAL STATEMENTS*

**ABU DHABI NATIONAL COMPANY FOR BUILDING MATERIALS**  
**PUBLIC JOINT STOCK**  
**ABU DHABI - UNITED ARAB EMIRATES**

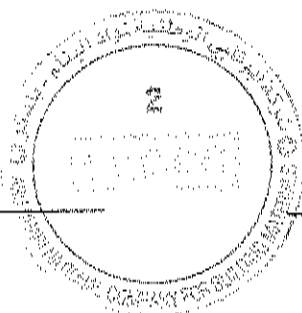
**CONT. EXHIBIT A**

**CONSOLIDATED INTERIM STATEMENT OF FINANCIAL**  
**POSITION AS AT 31 MARCH 2017**

(AMOUNTS ARE EXPRESSED IN U.A.E. DIRHAMS)

<b><u>EQUITY AND LIABILITIES</u></b>	<b><u>NOTE</u></b>	<b><u>31 March 2017</u></b>	<b><u>31 December 2016</u></b>
<b><u>CURRENT LIABILITIES</u></b>		<b><u>(Unaudited)</u></b>	<b><u>(Audited)</u></b>
Bank over draft	20	1,657,081	730,721
Borrowings - current	15 (a)	30,690,940	30,690,940
Trade and other payables -current	16 (a)	109,652,016	73,234,622
<b>Total current liabilities</b>		<b>142,000,037</b>	<b>104,656,283</b>
 <b><u>NON-CURRENT LIABILITIES</u></b>			
Borrowings - non-current	15 (a)	240,779,238	242,395,871
Trade and other payables - non-current	16 (b)	76,672	153,344
End of service benefits obligation		1,763,814	1,918,914
<b>Total non-current liabilities</b>		<b>242,619,724</b>	<b>244,468,129</b>
 <b><u>EQUITY</u></b>			
Capital	17	300,000,000	300,000,000
Statutory reserve		43,424,314	43,424,314
Legal reserve		187,814,366	187,814,366
Investment revaluation reserve		13,492,853	(45,789,579)
Accumulated (losses)		(172,415,523)	(148,916,309)
<b>Net</b>		<b>372,316,010</b>	<b>336,532,792</b>
Non controlling interest		6,260,487	6,013,116
Net equity - Exhibit C		378,576,497	342,545,908
<b>TOTAL LIABILITIES AND EQUITY</b>		<b>763,196,258</b>	<b>691,670,320</b>

\_\_\_\_\_  
Managing Director



\_\_\_\_\_  
General Manager

\_\_\_\_\_  
Chairman

*THE ACCOMPANYING NOTES ARE AN  
INTEGRAL PART OF THESE CONSOLIDATED INTERIM FINANCIAL STATEMENTS*

**ABU DHABI NATIONAL COMPANY FOR BUILDING MATERIALS**

**PUBLIC JOINT STOCK**

**ABU DHABI - UNITED ARAB EMIRATES**

**EXHIBIT B**

**CONSOLIDATED INTERIM STATEMENT OF COMPREHENSIVE INCOME FOR  
PERIOD FROM 1 JANUARY 2017 TO 31 MARCH 2017**

(AMOUNTS ARE EXPRESSED IN U.A.E. DIRHAMS)

	<u>NOTE</u>	<u>For the period from 1 January 2017 to 31 March 2017 (Unaudited)</u>	<u>For the period from 1 January 2016 to 31 March 2016 (Unaudited)</u>
Revenue		15,367,553	14,296,116
Direct costs		<u>(15,987,191)</u>	<u>(15,702,158)</u>
<b>Gross (loss)</b>		<b>(619,638)</b>	<b>(1,406,042)</b>
General and administrative expenses	18	<u>(4,900,192)</u>	<u>(2,521,178)</u>
Finance cost		<u>(3,000,526)</u>	<u>(3,437,008)</u>
Other (loss)	19	<u>(14,731,487)</u>	<u>(19,521,165)</u>
<b>(Loss) for the period - Exhibit D</b>		<b><u>(23,251,843)</u></b>	<b><u>(26,885,393)</u></b>
<b><u>(Loss) for the year attributable to:</u></b>			
Abu Dhabi National Company for Building Materials		<u>(23,499,214)</u>	<u>(27,049,551)</u>
Non-controlling interest		<u>247,371</u>	<u>164,158</u>
<b>Total</b>		<b><u>(23,251,843)</u></b>	<b><u>(26,885,393)</u></b>
<b><u>Other comprehensive income</u></b>			
Unrealized gain on revaluation of investment in financial assets	11 (b)	<u>59,282,432</u>	<u>39,424,846</u>
<b>Total other comprehensive income for the period</b>		<b><u>59,282,432</u></b>	<b><u>39,424,846</u></b>
<b>Total comprehensive income for the period - Exhibit C</b>		<b><u>36,030,589</u></b>	<b><u>12,539,453</u></b>
<b>(Loss) earning per share</b>		<b><u>(0.077)</u></b>	<b><u>(0.090)</u></b>

*THE ACCOMPANYING NOTES ARE AN  
INTEGRAL PART OF THESE CONSOLIDATED INTERIM FINANCIAL STATEMENTS*

**ABU DHABI NATIONAL COMPANY FOR BUILDING MATERIALS**

**PUBLIC JOINT STOCK**

**ABU DHABI - UNITED ARAB EMIRATES**

**EXHIBIT C**

**CONSOLIDATED INTERIM STATEMENT OF CHANGES IN EQUITY FOR  
PERIOD FROM 1 JANUARY 2017 TO 31 MARCH 2017**

(AMOUNTS ARE EXPRESSED IN U.A.E. DIRHAMS)

	<u>Capital</u>	<u>Statutory reserve</u>	<u>Legal reserve</u>	<u>Investment revaluation reserve</u>	<u>Accumulated (losses)</u>	<u>Net</u>	<u>Non- controlling interest</u>	<u>Total</u>
Shareholders' equity at 1 January 2016 (Restated)	300,000,000	43,563,324	195,620,598	(148,907,660)	(50,514,407)	339,761,855	5,315,782	345,077,637
Total comprehensive (loss) for the period - Exhibit B	---	---	---	39,424,846	(27,049,551)	12,375,295	164,158	12,539,453
Shareholders' equity at 31 March 2016 (Unaudited) - Exhibit A	<u>300,000,000</u>	<u>43,563,324</u>	<u>195,620,598</u>	<u>(109,482,814)</u>	<u>(77,563,958)</u>	<u>352,137,150</u>	<u>5,479,940</u>	<u>357,617,090</u>
Shareholders' equity at 1 January 2017	300,000,000	43,424,314	187,814,366	(45,789,579)	(148,916,309)	336,532,792	6,013,116	342,545,908
Total comprehensive (loss) for the period - Exhibit B	---	---	---	59,282,432	(23,499,214)	35,783,218	247,371	36,030,589
Shareholders' equity at 31 March 2017 (Unaudited) - Exhibit A	<u>300,000,000</u>	<u>43,424,314</u>	<u>187,814,366</u>	<u>13,492,853</u>	<u>(172,415,523)</u>	<u>372,316,010</u>	<u>6,260,487</u>	<u>378,576,497</u>

THE ACCOMPANYING NOTES ARE AN  
INTEGRAL PART OF THESE CONSOLIDATED INTERIM FINANCIAL STATEMENTS



**ABU DHABI NATIONAL COMPANY FOR BUILDING MATERIALS****PUBLIC JOINT STOCK****ABU DHABI - UNITED ARAB EMIRATES****EXHIBIT D****CONSOLIDATED INTERIM STATEMENT OF CASH FLOWS FOR  
PERIOD FROM 1 JANUARY 2017 TO 31 MARCH 2017**

(AMOUNTS ARE EXPRESSED IN U.A.E. DIRHAMS)

	<u>For the period from 1 January 2017 to 31 March 2017 (Unaudited)</u>	<u>For the period from 1 January 2016 to 31 March 2016 (Unaudited)</u>
<b><u>CASH FLOWS FROM OPERATING ACTIVITIES :</u></b>		
(Loss) for the period - Exhibit B	(23,251,843)	(26,885,393)
<b><u>Adjustment to reconcile net income to net cash provided by operating activities</u></b>		
Depreciation on property and equipment	2,522,254	2,605,694
Finance cost	3,000,526	3,437,008
(Gain) on disposal of property and equipment	----	(239,996)
Loss on sale of investment in financial assets	18,117,326	----
End of service benefits obligation	(155,100)	121,118
Operating (loss) before working capital changes	<u>233,163</u>	<u>(20,961,569)</u>
<b><u>Changes in the components of working capital :</u></b>		
(Increase) in trade and other receivables	(4,318,346)	(4,166,507)
(Increase) in other current assets	(5,316,461)	(674,475)
Decrease in inventories	1,442,102	720,657
Increase in trade and other payables	36,340,722	27,638,471
<i>Net cash flows from / (used in) operating activities</i>	<u>28,381,180</u>	<u>2,556,577</u>
<b><u>CASH FLOWS FROM INVESTING ACTIVITIES:</u></b>		
(Increase) in bank term deposit	----	(54)
Purchase of property and equipment	----	(286,298)
Proceeds on disposal of property and equipment	----	239,996
(Increase) / decrease in investments in financial assets	(338,848,681)	15,040,368
Proceeds from sale of investment	315,968,817	-----
(Increase) in capital work in progress	(33,621)	(45,083)
<i>Net cash flows (used in) / from investing activities</i>	<u>(22,913,485)</u>	<u>14,948,929</u>
<b><u>CASH FLOWS FROM FINANCING ACTIVITIES:</u></b>		
Increase in bank overdraft	926,360	2,616,965
(Decrease) in borrowings	(1,616,633)	(10,047,075)
Finance cost	(3,000,526)	(3,437,008)
<i>Net cash flows (used in) financing activities</i>	<u>(3,690,799)</u>	<u>(10,867,118)</u>
<b>NET CASH FLOWS GENERATED DURING THE PERIOD</b>	<u>1,776,896</u>	<u>6,638,388</u>
Cash and cash equivalents at beginning of the period	2,964,834	648,040
<b>CASH AND CASH EQUIVALENTS AT END OF THE PERIOD- Note 6</b>	<u>4,741,730</u>	<u>7,286,428</u>

*THE ACCOMPANYING NOTES ARE AN  
INTEGRAL PART OF THESE CONSOLIDATED INTERIM FINANCIAL STATEMENTS*

# ABU DHABI NATIONAL COMPANY FOR BUILDING MATERIALS

## PUBLIC JOINT STOCK

### ABU DHABI - UNITED ARAB EMIRATES

#### NOTES TO CONSOLIDATED INTERIM FINANCIAL STATEMENTS

(AMOUNTS ARE EXPRESSED IN U.A.E. DIRHAMS)

#### **I. STATUS AND ACTIVITIES**

- a) **Abu Dhabi National Company for Building Materials** is a Public Joint Stock Company incorporated in Abu Dhabi by Amiri Decree No. 5 for the year 1974 and registered with Department of Economic Development - Abu Dhabi with a trade license number 1002141 and branches in Al Ain license no. 1005372 and Dubai license issued from Department of Economic Development no. 546792. The company operates through the following subsidiaries:

<u>Legal Name</u>	<u>License Number</u>	<u>Date of Incorporation</u>	<u>Location</u>	<u>Activities</u>
i) Abu Dhabi National Company for Building Materials	1005372	19 September 2006	Al Ain	Trading agencies, companies representation and general trading.
ii) Abu Dhabi National Company for Building Materials	546792	6 July 2003	Dubai	Oilfield and natural gas equipment and spare parts trading and general trading.

- b) The consolidated financial information include the performance and financial position as at 31 December 2016 of the company and its subsidiaries.

<u>Trade Name</u>	<u>Legal status</u>	<u>License Number</u>	<u>Date of Incorporation</u>	<u>Percentage of ownership</u>	<u>Location</u>	<u>Activities</u>
i) Bildco Cement Products	Limited Liability Company	1000463	14 June 1997	80%	Abu Dhabi	Construction precast concrete, cement or artificial stones articles manufacturing.
ii) Bildco Reinforcing Steel Services	Local establishment	1000606	31 March 1998	100%	Abu Dhabi	Steel bars preparation.
iii) Bildco Aerated Concrete Products	Branch of company registered in other Emirates	608886	5 November 2009	100%	Dubai	bricks manufacturing.

**ABU DHABI NATIONAL COMPANY FOR BUILDING MATERIALS**  
**PUBLIC JOINT STOCK**  
**ABU DHABI - UNITED ARAB EMIRATES**  
**NOTES TO CONSOLIDATED INTERIM FINANCIAL STATEMENTS**  
**(AMOUNTS ARE EXPRESSED IN U.A.E. DIRHAMS)**

---

**2. ADOPTION OF NEW AND REVISED INTERNATIONAL FINANCIAL REPORTING STANDARDS (IFRSs)**

- a) In the current period, the company has adopted the new and revised International Financial Reporting Standards (IFRSs) including the International Accounting Standards (IASs) and their interpretations that are relevant to its operations and effective for annual reporting periods beginning on 1 January 2017.
- b) At the date of authorization of these financial statements, the following Standards and Interpretations have been issued but not yet effective :

	<u>Effective for annual periods beginning on or after</u>
IAS 7 Statement of cash flows	1 January 2017
IAS 12 Income taxes	1 January 2017
IFRS 15 Revenue from contracts with customers.	1 January 2017
IFRS 9 Financial instruments.	1 January 2018

**3. GOING CONCERN**

The company incurred a net loss of AED 23,251,843 during the period ended 31 March 2017 and accumulated losses of AED 172,415,523, company's current liabilities exceed its current assets by AED 62,740,638 as of 31 March 2017. The consolidated financial statements are prepared on the assumption that the company is a going concern and will continue in operation for the foreseeable future with the financial support of shareholders.

**4. BASIS OF CONSOLIDATION**

The consolidated interim financial statements comprise the financial statements of company and entities controlled by the company (its subsidiaries). Control is evidenced by the power to govern the financial and operating policies of an entity. Therefore, the consolidated interim statement of comprehensive income and consolidated cash flow statements include the results of subsidiaries acquired or disposed of during the year from the effective date of acquisition or up to the effective date of disposal (deemed appropriate).

# ABU DHABI NATIONAL COMPANY FOR BUILDING MATERIALS

## PUBLIC JOINT STOCK

### ABU DHABI - UNITED ARAB EMIRATES

#### NOTES TO CONSOLIDATED INTERIM FINANCIAL STATEMENTS

(AMOUNTS ARE EXPRESSED IN U.A.E. DIRHAMS)

---

Where necessary, adjustments are made to the financial statements of subsidiaries to bring their accounting policies into line with those used by other members of the company and its other subsidiaries.

All intra company transactions, balances, income and expenses are eliminated in full on consolidation. Non-controlling interests represent the interests not held by the company in the consolidated net assets.

Non- controlling interests in subsidiaries are identified separately from the group's equity. The interest of non-controlling shareholders may be initially measured either at fair value or at the non- controlling interests proportionate share of the fair value of the acquiree's identifiable net assets.

Total consolidated comprehensive income is attributed non-controlling interests even if this result in the non-controlling interests having a deficit balance.

#### 5. SUMMARY OF SIGNIFICANT ACCOUNTING POLICIES

##### a. *Consolidated Financial Statements Preparation Framework*

The consolidated interim financial statements have been prepared in accordance with International Financial Reporting Standards.

##### b. *Basis of preparation*

The consolidated interim financial statements for the company are prepared under the historical cost convention, except for the measurement / revaluation of certain assets and financial instruments at a basis other than the historical cost. The significant accounting policies are set out below.

##### c. *Financial assets*

Financial assets are classified into the following specified categories: financial assets at fair value through other comprehensive income (FVTOCI), financial assets at fair value through profit or loss (FVTPL), loans and receivables and cash and cash equivalents. The classification depends on the nature and purpose of the financial assets and is determined at the time of initial recognition.

##### i) *Cash and cash equivalents*

Cash represents cash on hand and unrestricted cash at banks - current accounts. Cash equivalents include the entire highly liquid investments being readily convertible into known amounts of cash and which are exposed to an insignificant risk of changes in values.

**ABU DHABI NATIONAL COMPANY FOR BUILDING MATERIALS**  
**PUBLIC JOINT STOCK**  
**ABU DHABI - UNITED ARAB EMIRATES**  
**NOTES TO CONSOLIDATED INTERIM FINANCIAL STATEMENTS**  
**(AMOUNTS ARE EXPRESSED IN U.A.E. DIRHAMS)**

---

ii) *Trade receivables*

Trade receivables are stated at net realizable value. When a trade receivable is uncollectible, it is written off against the allowance account. Subsequent recoveries of amounts previously written off are credited against the allowance account. Changes in the carrying amount of the allowance account are recognized in the consolidated interim statement of comprehensive income.

iii) *Loans and other receivables*

Loans and other receivables includes trade and other receivables. Trade receivables that do not have a fixed or determinable payments and are not quoted in a active market, post dated cheques received are realizable on specified due date and other receivables are stated at net realizable value. The carrying values are not materially different from their fair value.

iv) *Investment in financial assets*

FVTOCI financial assets may include equity instruments that are not held principally for the purpose of selling in the near future or debt instruments with fixed or determinable payments and fixed maturity dates that the company has no positive intent and ability to hold to maturity.

FVTOCI financial assets are stated at fair value for listed securities and it cost for unlisted securities. Gains and losses arising from changes in fair value are recognized in consolidated other comprehensive income and accumulated in the investments revaluation reserve with the exception of impairment losses, interest calculated using the effective interest method and foreign exchange gains and losses on monetary assets, which are recognized directly in the consolidated interim statement of comprehensive income.

The cumulative gain or loss previously recognized in the investments revaluation reserve is included in the consolidated statement of comprehensive income upon the disposal of investment. Dividends on FVTOCI equity instruments are recognized in profit or loss when the company's right to receive payments is established.

d. *Impairment of financial assets*

Financial assets are assessed for indicators of impairment at the end of each period. For financial assets carried at amortized cost, the amount of the impairment is the difference between the asset's carrying amount and the present value of estimated future cash flows, discounted at the original effective rate. The carrying amount of the financial asset is reduced by the impairment loss directly for all financial assets.

With the exception of FVTOCI equity instruments, if, in a subsequent period, the amount of the impairment loss decreases due to an event occurring after the impairment was recognized, the previously recognized impairment loss is reversed through profit or loss to the extent that the carrying amount of the investment at the date the impairment is reversed does not exceed what the amortized cost would have been had the impairment not been recognized.

In respect of FVTOCI equity securities, any increase in fair value subsequent to an impairment loss is recognized in consolidated other interim comprehensive income.

**ABU DHABI NATIONAL COMPANY FOR BUILDING MATERIALS**  
**PUBLIC JOINT STOCK**  
**ABU DHABI - UNITED ARAB EMIRATES**

**NOTES TO CONSOLIDATED INTERIM FINANCIAL STATEMENTS**  
**(AMOUNTS ARE EXPRESSED IN U.A.E. DIRHAMS)**

---

e. *Related parties*

Related parties are considered to be related because they have the ability to exercise control over the company or to exercise significant influence or joint control over the company's financial and operating decisions. Further, parties are considered related to the company when the company has the ability to exercise control, significant influence, or joint control over the financial and operating decisions of those parties. Transactions with related parties, normally, comprise of transfer of resources, services, or obligations between the parties. At the consolidated interim statement of financial position date, the related parties receivable and payables are stated at the net realizable value.

f. *Inventories*

- Inventories are stated at the lower of cost or net realizable. Inventory costs include:

Costs of purchase including materials and other costs incurred in bringing the inventories to their present location and condition.

Year end inventory cost is calculated using the weight average cost method.

Net realizable value represents the estimated selling price for inventories less all estimated costs of completion and costs necessary to make the sale.

- *Finished goods*

Finished goods are stated at raw materials and consumables cost used in production, plus cost of conversion (including fixed and variable manufacturing overheads which are estimated by management).

- *Raw materials*

Raw materials are stated at costs of purchase (including taxes, transport and handling) net of trade discounts received, plus other costs incurred in bringing the inventories to their present location and condition.

g. *Property and equipment*

Property and equipment are initially recognised at their cost being their purchase price plus any other costs directly attributable to bringing the assets to the location and condition necessary for them to be capable of operating in the manner intended by management.

After initial recognition, the property and equipment are carried, in the consolidated statement of financial position, at their cost less any accumulated depreciation and any accumulated impairment. Depreciation is calculated on a straight line basis, which reflects the pattern in which the asset's future economic benefits are expected to be consumed by the company over the estimated useful life of the assets as follows:

**ABU DHABI NATIONAL COMPANY FOR BUILDING MATERIALS**  
**PUBLIC JOINT STOCK**  
**ABU DHABI - UNITED ARAB EMIRATES**

**NOTES TO CONSOLIDATED INTERIM FINANCIAL STATEMENTS**  
**(AMOUNTS ARE EXPRESSED IN U.A.E. DIRHAMS)**

---

<u>Category</u>	<u>Useful life</u>
Building and caravans	10 - 45 years
Furniture and decoration	4 years
Motor vehicles	3 - 4 years
Machinery and equipment	4 - 45 years
Tools and molds	4 years
Computer and electronics	4 years
Other assets	4 years

The depreciation charge for each year is recognized in the consolidated statement of comprehensive income. The estimated useful lives, residual values and depreciation method are reviewed at each year-end, with the effect of any changes in estimate accounted for on a prospective basis.

The carrying values of property and equipment are reviewed for impairment when events or changes in the circumstances indicate the carrying value may not be recoverable. If any such indication of impairment exists, impairments losses are calculated in accordance with Note 5 (h).

On the subsequent derecognition (sale or retirement) of the property and equipment, the resultant gain or loss, being the difference between the net disposal proceeds, if any, and the carrying amount, is included in the consolidated interim statement of comprehensive

h. *Impairment of tangible assets*

At each consolidated interim statement of financial position date, the company reviews the carrying amounts of its tangible assets to determine whether there is any indication that those assets have been impaired. If any such indication exists, the recoverable amount of the asset is estimated in order to determine the extent of the impairment loss, if any, being the amount by which the carrying amount of the asset exceeds its recoverable amount. The recoverable amount is the higher of asset's fair value less costs to sell and the value in use. The asset's fair value is the amount for which that asset could be exchanged between knowledgeable, willing parties in arm's length transaction. The value in use is the present value of the future cash flows expected to be derived from the asset. An impairment loss is recognized immediately in the of consolidated comprehensive income statement, unless the relevant asset is carried at a revalued amount, in which case the impairment loss is treated as a revaluation decrease.

**ABU DHABI NATIONAL COMPANY FOR BUILDING MATERIALS**  
**PUBLIC JOINT STOCK**  
**ABU DHABI - UNITED ARAB EMIRATES**

**NOTES TO CONSOLIDATED INTERIM FINANCIAL STATEMENTS**  
**(AMOUNTS ARE EXPRESSED IN U.A.E. DIRHAMS)**

---

Where an impairment loss subsequently reverses, the carrying amount of the asset is increased to the revised estimate of its recoverable amount, but the increased carrying amount due to reversal should not be more than what the depreciated historical cost would have been if the impairment had not been recognized in prior periods. A reversal of an impairment loss is recognized immediately in the consolidated statement of comprehensive income unless the relevant asset is carried at a revalued amount, in which case the reversal of the impairment loss is treated as a revaluation increase.

i. *Capital work in progress*

Capital work in progress represents all direct costs such as construction work-in-progress, consultant costs, design expenses and commission on purchases and are recorded at cost.

j. *Investments properties*

Investment property (land or building or part of a building or both) is property: (a) held by the company to earn rentals, (b) for capital appreciation rather than for use in production or supply of goods or services or for administrative purposes, or for sale in the ordinary course of business, and/or for undetermined use. Investment property is measured initially at its cost, including transaction costs.

Subsequent to initial recognition, investment property is measured at fair value. Gains or losses arising from changes in the fair value of investment property are included in the income statement in the period in which they arise.

k. *Financial liabilities*

Financial liabilities include bank overdraft and borrowings and trade and other payables. Trade payables that have a fixed or determinable payments and that are not quoted in active market, post dated cheques issued which are cleared on specified due date and other payables are stated at cost. The carrying value is not materially different from their fair value.

l. *Borrowing cost*

Borrowing costs include interest on bank borrowings, amortization of discounts or premiums on borrowings, amortization of ancillary costs incurred in the arrangement of borrowings, and finance charges on finance leases.

Borrowing costs are expensed in the year in which they are incurred.



**ABU DHABI NATIONAL COMPANY FOR BUILDING MATERIALS**  
**PUBLIC JOINT STOCK**  
**ABU DHABI - UNITED ARAB EMIRATES**

**NOTES TO CONSOLIDATED INTERIM FINANCIAL STATEMENTS**  
**(AMOUNTS ARE EXPRESSED IN U.A.E. DIRHAMS)**

---

m. *Provisions*

Provisions are present obligations (legal or constructive) resulted from past events, the settlement of the obligations is probable and the amount of those obligations can be estimated reliably. The amount recognized as a provision is the best estimate of the expenditure required to settle the present obligation at the consolidated statement of financial position date, that is, the amount that the company would rationally pay to settle the obligation at the consolidated interim statement of financial position date or to transfer it to a third party.

Provisions reviewed and adjusted at each consolidated interim statement of financial position date. If outflows, to settle the provisions, are no longer probable, reverse of the provision is recorded as income. Provisions are only used for the purpose for which they were originally recognized.

n. *End of service benefits obligation*

- End of service benefits obligation is computed as per provision of U.A.E. labour law.
  
- Pension funds for UAE nationals has been computed as per rates approved by the concerned government department.

o. *Legal reserve*

In accordance with the Article of Association of the public joint stock company and the requirements of the U.A.E. Commercial Companies Law, an amount equal to 10% of the annual net profit should be transferred to statutory reserve account till such reserve equal 50% of the company's paid up capital. This reserve is not available for distribution.

p. *Statutory reserve*

The company articles provide for setting aside 10 % of the company net profit to create a statutory reserve. The ordinary general assembly may stop deduction based on suggestion of Board of Directors or if the capital reserve reaches twice of the company paid up capital. This reserve may be used to the purpose decided by the Board of Directors.

**ABU DHABI NATIONAL COMPANY FOR BUILDING MATERIALS**  
**PUBLIC JOINT STOCK**  
**ABU DHABI - UNITED ARAB EMIRATES**

**NOTES TO CONSOLIDATED INTERIM FINANCIAL STATEMENTS**  
**(AMOUNTS ARE EXPRESSED IN U.A.E. DIRHAMS)**

---

q. *Revenue recognition*

i) *Sale of goods*

The company has transferred to the buyer the significant risks and rewards of ownership of the goods.

The company retains neither continuing managerial involvement to the degree usually associated with ownership nor effective control over the goods sold.

The amount of revenue can be measured reliably.

It is probable that the economic benefits associated with the transaction will flow to the company.

The costs incurred or to be incurred in respect of the transaction can be measured reliably.

ii) *Rental income*

Rental income from investment property is recognized in profit or loss on a straight-line basis over the term of the lease.

iii) *Interest revenue*

Interest revenue is accrued on a time basis, by reference to the principal outstanding and at the effective interest rate applicable.

iv) *Dividend income*

Dividend revenues are recognized when the right to receive payment is established.

r. *Contingent liabilities*

Contingent liabilities are possible obligations depending on whether some uncertain future events occur, or they are present obligations but payments are not probable or the amounts cannot be measured reliably. Contingent liabilities are not recognized in the consolidated financial statements.

s. *Critical accounting judgments and key sources of estimation uncertainty*

The estimates and underlying assumptions are reviewed on an ongoing basis. Revisions to accounting estimates are recognized in the year in which the estimate is revised if the revision affects only that year or in the year of the revision and future periods if the revision affects both current and future periods.

i) *Provision for claims*

Management has estimated the provision on the basis of prior experience and current economic situation.

**ABU DHABI NATIONAL COMPANY FOR BUILDING MATERIALS**  
**PUBLIC JOINT STOCK**  
**ABU DHABI - UNITED ARAB EMIRATES**

**NOTES TO CONSOLIDATED INTERIM FINANCIAL STATEMENTS**

(AMOUNTS ARE EXPRESSED IN U.A.E. DIRHAMS)

ii) *Provision for doubtful debts*

Management has estimated the recoverability of trade receivables and has considered the provision required for doubtful receivables, on the basis of prior experience and current economic situations.

iii) *Provision for slow moving inventories*

Management has estimated the provision on the basis of prior experience and current economic situation.

**6. CASH AND CASH EQUIVALENTS**

This item consists of the following:

	<u>31 March 2017</u>	<u>31 December 2016</u>
	<u>(Unaudited)</u>	<u>(Audited)</u>
Cash on hand	165,443	154,153
Cash at banks - current accounts	4,576,287	2,810,681
<b>Total - Exhibit A &amp; D</b>	<b>4,741,730</b>	<b>2,964,834</b>

**7. TRADE AND OTHER RECEIVABLES**

a) This item consists of the following:

	<u>31 March 2017</u>	<u>31 December 2016</u>
	<u>(Unaudited)</u>	<u>(Audited)</u>
Trade receivables - Note 7 (b)	27,512,444	24,598,536
Post dated cheques received - Note 7 (c )	3,700,779	2,780,195
Margin on letters of guarantee	781,800	776,800
Refundable deposits	707,552	671,594
Staff advances	561,205	506,685
Claims receivables - Note 7 (d)	76,048,585	76,194,907
Advance payment to suppliers	388,097	277,678
Provision for claims - Note 7 (e)	(53,059,003)	(53,059,003)
Provision for doubtful debts - Note 7 (f)	(3,377,054)	(3,377,054)
Related parties - receivables- Note 22 (a)	413,937	-----
Others	10,342	----
<b>Net - Exhibit A</b>	<b>53,688,684</b>	<b>49,370,338</b>

b) The aging for the trade receivables is as the following:

	<u>31 March 2017</u>	<u>31 December 2016</u>
	<u>(Unaudited)</u>	<u>(Audited)</u>
1 - 30 days	6,192,433	5,438,063
31 - 90 days	4,384,731	3,219,562
91 - 180 days	6,915,650	5,891,270
More than 180 days	10,019,630	10,049,641
<b>Total - Note 7 (a)</b>	<b>27,512,444</b>	<b>24,598,536</b>

**ABU DHABI NATIONAL COMPANY FOR BUILDING MATERIALS**  
**PUBLIC JOINT STOCK**  
**ABU DHABI - UNITED ARAB EMIRATES**  
**NOTES TO CONSOLIDATED INTERIM FINANCIAL STATEMENTS**  
**(AMOUNTS ARE EXPRESSED IN U.A.E. DIRHAMS)**

The company sells its products to various customers in UAE. The company's largest twenty customers amounting to AED 13,839,068 accounted for 50.30% of outstanding trade receivables as of 31 March 2017.

- c) Post dated cheques received amounting to AED 3,700,779(Note 7 (a)) are mature during the period from April 2017 to January 2018.

d) **CLAIMS RECEIVABLES**

This item consists of the following :

	<u>31 March 2017</u>	<u>31 December 2016</u>
	<u>(Unaudited)</u>	<u>(Audited)</u>
Al Omran Gulf Engineering and Contracting	7,088,515	7,088,515
Al Hamed Development	5,264,603	5,264,603
Glosco Limited	7,150,426	7,150,426
Calm Shadow General Trading	25,550,487	25,550,487
African Connection General Trading	6,663,263	6,663,263
Others	24,331,291	24,477,613
<b>Total - Note 7 (a)</b>	<b><u>76,048,585</u></b>	<b><u>76,194,907</u></b>

e) Movement of provision for claims :

This item consists of the follows:

	<u>31 March 2017</u>	<u>31 December 2016</u>
	<u>(Unaudited)</u>	<u>(Audited)</u>
Balance at 1 January	<u>(53,059,003)</u>	<u>(53,059,003)</u>
<b>Balance at 31 March / 31 December - Note 7 (a)</b>	<b><u>(53,059,003)</u></b>	<b><u>(53,059,003)</u></b>

f) Movement of provision for doubtful debts :

This item consists of the follows:

	<u>31 March 2017</u>	<u>31 December 2016</u>
	<u>(Unaudited)</u>	<u>(Audited)</u>
Balance at 1 January	<u>(3,377,054)</u>	<u>(3,377,054)</u>
<b>Balance at 31 March / 31 December - Note 7 (a)</b>	<b><u>(3,377,054)</u></b>	<b><u>(3,377,054)</u></b>

8. **OTHER CURRENT ASSETS**

This item consists of the following:

	<u>31 March 2017</u>	<u>31 December 2016</u>
	<u>(Unaudited)</u>	<u>(Audited)</u>
Prepaid rent	4,171,559	393,950
Prepaid expenses	3,420,585	1,881,733
<b>Total - Exhibit A</b>	<b><u>7,592,144</u></b>	<b><u>2,275,683</u></b>

**ABU DHABI NATIONAL COMPANY FOR BUILDING MATERIALS**  
**PUBLIC JOINT STOCK**  
**ABU DHABI - UNITED ARAB EMIRATES**

**NOTES TO CONSOLIDATED INTERIM FINANCIAL STATEMENTS**

(AMOUNTS ARE EXPRESSED IN U.A.E. DIRHAMS)

9. **INVENTORIES**

This item consists of the following :

	<u>31 March 2017</u>	<u>31 December 2016</u>
	<u>(Unaudited)</u>	<u>(Audited)</u>
Steel	6,020,352	7,530,063
Diesel	14,559	----
Other building materials	1,566,013	1,566,013
Raw materials	1,080,369	996,420
Finished goods	2,806,671	2,676,117
Packing materials	10,331	30,554
Consumables	160,418	181,079
Spare parts	2,452,078	2,572,647
<b>Total</b>	<u>14,110,791</u>	<u>15,552,893</u>
Allowance for slow moving inventories	<u>(1,504,901)</u>	<u>(1,504,901)</u>
<b>Net - Exhibit A</b>	<u>12,605,890</u>	<u>14,047,992</u>

**ABU DHABI NATIONAL COMPANY FOR BUILDING MATERIALS**  
**PUBLIC JOINT STOCK**  
**ABU DHABI - UNITED ARAB EMIRATES**

**NOTES TO CONSOLIDATED INTERIM FINANCIAL STATEMENTS**  
(Amounts are expressed in U.A.E. Dirhams)

**10. PROPERTY AND EQUIPMENT**

a) The details of cost, accumulated depreciation and the respective carrying amounts of various categories of property and equipment are as follows:

	<u>Building and caravans</u>	<u>Furniture and decoration</u>	<u>Motor vehicles</u>	<u>Machinery and equipment</u>	<u>Tools and molds</u>	<u>Computer and electronics</u>	<u>Other assets</u>	<u>Total</u>
<b>COST</b>								
At 1 January 2017 (Audited)	117,394,457	4,752,539	3,636,810	179,026,301	7,168,502	103,227	1,053,659	313,135,495
At 31 March 2017 (Unaudited)	117,394,457	4,752,539	3,636,810	179,026,301	7,168,502	103,227	1,053,659	313,135,495
<b>ACCUMULATED DEPRECIATION</b>								
At 1 January 2017 (Audited)	(21,747,158)	(4,526,674)	(3,400,699)	(80,928,410)	(6,031,490)	(55,022)	(485,693)	(117,175,146)
Charge for the period	(754,314)	(35,679)	(27,000)	(1,491,894)	(139,931)	(8,484)	(64,952)	(2,522,254)
At 31 March 2017 (Unaudited)	(22,501,472)	(4,562,353)	(3,427,699)	(82,420,304)	(6,171,421)	(63,506)	(550,645)	(119,697,400)
<b>NET BOOK VALUE</b>								
At 31 December 2016 - Exhibit A (Audited)	95,647,299	225,865	236,111	98,097,891	1,137,012	48,205	567,966	195,960,349
At 31 March 2017 - Exhibit A (Unaudited)	94,892,985	190,186	209,111	96,605,997	997,081	39,721	503,014	193,438,095

b) Depreciation of property and equipment was charged in consolidated statement of comprehensive income for the period / year as follows:

	<u>31 March 2016</u>	<u>31 December 2016</u>
	<u>(Unaudited)</u>	<u>(Audited)</u>
Direct cost	2,266,740	8,812,020
General and administrative expenses - Note 18	255,514	908,479
<b>Total</b>	<u>2,522,254</u>	<u>9,720,499</u>

**ABU DHABI NATIONAL COMPANY FOR BUILDING MATERIALS**  
**PUBLIC JOINT STOCK**  
**ABU DHABI - UNITED ARAB EMIRATES**

**NOTES TO CONSOLIDATED INTERIM FINANCIAL STATEMENTS**

(AMOUNTS ARE EXPRESSED IN U.A.E. DIRHAMS)

<b>11. INVESTMENT IN FINANCIAL ASSETS</b>		
a) This item consists of the following:	<u>31 March 2017</u>	<u>31 December 2016</u>
	<u>(Unaudited)</u>	<u>(Audited)</u>
Listed securities (local) - Note 11 (b & c)	326,650,123	265,848,619
Unlisted securities (local) - Note 11 (b)	17,196,420	13,952,954
<b>Total - Exhibit A</b>	<u><u>343,846,543</u></u>	<u><u>279,801,573</u></u>
b) Changes in investment in financial assets for the current period / year as follows:	<u>31 March 2017</u>	<u>31 December 2016</u>
	<u>(Unaudited)</u>	<u>(Audited)</u>
Balance at the beginning of the period / year	279,801,573	228,440,059
Additions	338,848,681	703,317,515
Disposals	(334,086,143)	(755,074,082)
Unrealized gain on investment in financial assets - Exhibit B	59,282,432	103,118,081
<b>Balance at 31 March / 31 December - Note 11 (a)</b>	<u><u>343,846,543</u></u>	<u><u>279,801,573</u></u>
c) This item represents investments in listed securities listed in the market which are distributed as follows:	<u>31 March 2017</u>	<u>31 December 2016</u>
	<u>(Unaudited)</u>	<u>(Audited)</u>
Banks sector	62,590,991	74,147,138
Insurance sector	100,579,514	59,084,409
Services and industrial sectors	163,479,618	132,617,072
<b>Total - Note 11 (a)</b>	<u><u>326,650,123</u></u>	<u><u>265,848,619</u></u>
<b>12. OTHER INVESTMENTS</b>		
This item consists of the following:	<u>31 March 2017</u>	<u>31 December 2016</u>
	<u>(Unaudited)</u>	<u>(Audited)</u>
a) <i>Company</i>		
Freeport Co. Note 12 ( b )	83,325	83,325
<b>Balance at 31 March / 31 December - Exhibit A</b>	<u><u>83,325</u></u>	<u><u>83,325</u></u>
b) <i>The movement of investment is as follows :</i>	<u>31 March 2017</u>	<u>31 December 2016</u>
	<u>(Unaudited)</u>	<u>(Audited)</u>
Balance at the beginning of the period / year	1,476,000	1,476,000
Less : Provision for impairment	(1,392,675)	(1,392,675)
<b>Balance at 31 March / 31 December - Note 12 (a)</b>	<u><u>83,325</u></u>	<u><u>83,325</u></u>

**ABU DHABI NATIONAL COMPANY FOR BUILDING MATERIALS**  
**PUBLIC JOINT STOCK**  
**ABU DHABI - UNITED ARAB EMIRATES**

**NOTES TO CONSOLIDATED INTERIM FINANCIAL STATEMENTS**

(AMOUNTS ARE EXPRESSED IN U.A.E. DIRHAMS)

13. **CAPITAL WORK IN PROGRESS**

	<u>31 March 2017</u> <u>(Unaudited)</u>	<u>31 December 2016</u> <u>(Audited)</u>
a) This item consists of the following :		
Balance at the beginning of the period / year	125,435,275	125,260,589
Additions during the period / year	33,621	174,686
<b>Balance at the end of the period / year - Exhibit A</b>	<b><u>125,468,896</u></b>	<b><u>125,435,275</u></b>
b) The company has not performed an impairment review for its capital work in progress in properties under construction as required by the International Accounting Standards 36.		

14. **INVESTMENT PROPERTIES**

	<u>Buildings</u>	<u>Total</u>
a) This item consists of the following :		
<b><u>COST</u></b>		
At 1 January 2017 (Audited)	28,157,594	28,157,594
At 31 March 2017 (Unaudited)	<u>28,157,594</u>	<u>28,157,594</u>
<b><u>ACCUMULATED DEPRECIATION</u></b>		
At 1 January 2017 (Audited)	(7,057,594)	(7,057,594)
At 31 March 2017 (Unaudited)	<u>(7,057,594)</u>	<u>(7,057,594)</u>
<b><u>NET BOOK VALUE</u></b>		
At 31 December 2016 - Exhibit A (Audited)	<u>21,100,000</u>	<u>21,100,000</u>
At 31 March 2017- Exhibit A (Unaudited)	<u>21,100,000</u>	<u>21,100,000</u>

b) Building has been revalued by independent evaluator which report dated 27 February 2017.



**ABU DHABI NATIONAL COMPANY FOR BUILDING MATERIALS**  
**PUBLIC JOINT STOCK**  
**ABU DHABI - UNITED ARAB EMIRATES**

**NOTES TO CONSOLIDATED INTERIM FINANCIAL STATEMENTS**

(AMOUNTS ARE EXPRESSED IN U.A.E. DIRHAMS)

**15. BORROWINGS - CURRENT AND NON-CURRENT**

a) This item consists of the following :	<u>31 March 2017</u>	<u>31 December 2016</u>
	<u>(Unaudited)</u>	<u>(Audited)</u>
Borrowings - current - Exhibit A	30,690,940	30,690,940
Borrowings - non-current - Exhibit A	240,779,238	242,395,871
<b>Total</b>	<u><u>271,470,178</u></u>	<u><u>273,086,811</u></u>

b) Loans of AED 334,243,218 were obtained from many banks at interest rates between 4% and 4.6 % annually plus EIBOR. The balance as of 31 March 2017 was AED 271,470,178 (2016 : AED 273,086,811). The loans installments are repayable in monthly and quarterly installments and the last installment due on December 2020.

c) Loans installments which are due before 31 March 2018 are classified as current liabilities, and the remaining installments which are due after that date are classified as non - current liabilities.

**16. TRADE AND OTHER PAYABLES CURRENT AND NON-CURRENT**

a) Trade and other payables - current

This item consists of the following:	<u>31 March 2017</u>	<u>31 December 2016</u>
	<u>(Unaudited)</u>	<u>(Audited)</u>
Trade payables	75,642,176	40,355,475
Bank acceptances	----	2,549,470
Post dated cheques issued - current - Note 16 (c & d)	6,207,836	3,518,124
Related parties - payables - Note 22 (b)	810,473	36,082
Accrued expenses	144,610	81,359
Advance payment received from customers	20,478,304	21,365,907
Provision for leave salaries and air tickets	693,815	749,681
Unearned revenue	1,207,962	295,416
Deposit from others	38,720	28,720
Interest payables	322,517	226,014
Dividend payables	2,784,204	2,795,079
Others	1,321,399	1,233,295
<b>Total - Exhibit A</b>	<u><u>109,652,016</u></u>	<u><u>73,234,622</u></u>

b) Trade and other payables - non-current

This item consists of the following:	<u>31 March 2017</u>	<u>31 December 2016</u>
	<u>(Unaudited)</u>	<u>(Audited)</u>
Post dated cheques issued - non-current - Note 16 (c & d)	76,672	153,344
<b>Total - Exhibit A</b>	<u><u>76,672</u></u>	<u><u>153,344</u></u>

# ABU DHABI NATIONAL COMPANY FOR BUILDING MATERIALS

## PUBLIC JOINT STOCK

### ABU DHABI - UNITED ARAB EMIRATES

#### NOTES TO CONSOLIDATED INTERIM FINANCIAL STATEMENTS

(AMOUNTS ARE EXPRESSED IN U.A.E. DIRHAMS)

- c) Post dated cheques issued amounting to AED 6,284,508 (Note 16 (a & b)) are due during the period from April 2017 to March 2018.
- d) Post dated cheques issued that are due before 31 March 2018 are classified as current liabilities, and cheques that are due after that date are classified as non - current liabilities.

#### 17. CAPITAL

As per the Authorized Organization Structure incorporated in Abu Dhabi by Amiri Decree No. 5 for the year 1974 the capital amounting to AED 300,000,000 is divided into 300,000,000 shares of AED 1 each.

#### 18. GENERAL AND ADMINISTRATIVE EXPENSES

This item consists of the following:

	<u>For the period from</u> <u>1 January 2017 to</u> <u>31 March 2017</u> <u>(Unaudited)</u>	<u>For the period from</u> <u>1 January 2016 to</u> <u>31 March 2016</u> <u>(Unaudited)</u>
Salaries and related benefits	1,163,900	1,305,673
Rent	2,843,076	221,639
Depreciation on property and equipment - Note 10 (b)	255,514	34,307
Maintenance expenses	130,588	335,097
Legal expenses	134,100	285,425
Communication expenses	26,747	39,956
Printing and stationary	65,417	32,105
Bank charges	25,509	29,839
Insurance expenses	52,588	70,671
Miscellaneous expenses	202,753	166,466
<b>Total - Exhibit B</b>	<b>4,900,192</b>	<b>2,521,178</b>

#### 19. OTHER (LOSS)

This item consists of the following :

	<u>For the period from</u> <u>1 January 2017 to</u> <u>31 March 2017</u> <u>(Unaudited)</u>	<u>For the period from</u> <u>1 January 2016 to</u> <u>31 March 2016</u> <u>(Unaudited)</u>
Rental income	346,579	466,855
Gain from disposal of property and equipment	----	239,996
(Loss) on sales of financial assets	(18,117,326)	(22,411,062)
Dividend income	2,678,818	1,839,727
Transportation	343,156	305,111
Others	17,286	38,208
<b>Net - Exhibit B</b>	<b>(14,731,487)</b>	<b>(19,521,165)</b>

**ABU DHABI NATIONAL COMPANY FOR BUILDING MATERIALS**  
**PUBLIC JOINT STOCK**  
**ABU DHABI - UNITED ARAB EMIRATES**

**NOTES TO CONSOLIDATED INTERIM FINANCIAL STATEMENTS**

(AMOUNTS ARE EXPRESSED IN U.A.E. DIRHAMS)

---

**20. BANK FACILITIES**

Fund and non-fund bank facilities are granted against the following securities :

- Hypothecation over machineries amounting AED 33,000,000/- in favor of Ajman Bank.
- Assignment of insurance policy over factory located on plot # 41003, Dubai Industrial City Dubai amounting AED 40,000,000/- assigned to Ajman Bank.
- Cash margin / fixed deposit under lien as specified under Schedule " A" supported by lien over deposit agreement.
- Post dated cheques drawn on any other bank covering the loan installments.

**21. RISK MANAGEMENT**

The company monitors and manages the financial risks relating to its business and operations. These risks includes credit risk, foreign currency risk, market price risk, interest rate risk and liquidity risk.

The company seeks to minimize the effects of these risks by diversifying the sources of its capital. It maintains timely reports about its risk management function and monitors risks and policies implemented to mitigate risk exposures.

a) *Credit risk*

Credit risk refers to the risk that a debtor will default on its contractual obligations resulting in financial loss to the company. The company maintains a credit policy that states dealing with only creditworthy parties and obtaining sufficient collateral where appropriate, as a means of mitigating the risk of financial loss from defaults. The company monitors, regularly, the credit ratings of its debtors and the volume of transactions with those debtors during the year. Ongoing credit evaluation is performed on the financial condition of debtors. However, credit risk exposure are insignificant. The carrying amount of financial assets recorded in the consolidated interim financial statements represents the company's maximum exposure to credit risk without taking into account the value of any collateral obtained. Financial assets which potentially subject the company to concentration of credit risk consists principally of banks current accounts, bank term deposit and trade receivables. The current accounts and bank term deposit are with high credit quality financial institutions.

Credit risk relating to trade receivables is mentioned in Note 7 (b).

b) *Foreign currency risk*

The company undertakes certain transactions denominated in foreign currencies, which imposes sort of risk due to fluctuations in exchange rates during the year. The company maintains policies and procedures to manage the exchange rate risk exposure.

**ABU DHABI NATIONAL COMPANY FOR BUILDING MATERIALS**  
**PUBLIC JOINT STOCK**  
**ABU DHABI - UNITED ARAB EMIRATES**

**NOTES TO CONSOLIDATED INTERIM FINANCIAL STATEMENTS**  
**(AMOUNTS ARE EXPRESSED IN U.A.E. DIRHAMS)**

c) *Market price risk*

Market prices risk is the risk that the value of a financial instrument will fluctuate as a result of changes in market prices, whether those changes are caused by factors specific to the individual instrument or its issue or factors affecting all instruments traded in the market.

d) *Interest rate risk*

Interest rate is the risk that the value of a financial instrument will fluctuate due to changes in market interest rates. The company is exposed to interest rate risk on bank term deposit, overdraft and borrowings from banks respectively.

e) *Liquidity risk*

The company's management adopted an appropriate liquidity risk management framework as the responsibility of liquidity risk management rests with the company.

The following table shows the maturity dates of company's financial assets and liabilities as at 31 March 2017 (Unaudited).

	<u>Less than</u> <u>1 year</u>	<u>More than</u> <u>1 year</u>	<u>Total</u>
<i>Financial assets</i>			
Non-interest bearing	58,430,414	343,929,868	402,360,282
Interest bearing	630,951	---	630,951
<b>Total</b>	<b>59,061,365</b>	<b>343,929,868</b>	<b>402,991,233</b>
<i>Financial liability</i>			
Non-interest bearing	109,652,016	76,672	109,728,688
Interest bearing	32,348,021	240,779,238	273,127,259
<b>Total</b>	<b>142,000,037</b>	<b>240,855,910</b>	<b>382,855,947</b>

The following table shows the maturity dates of company's financial assets and liabilities as at 31 December 2016 (Audited).

	<u>Less than</u> <u>1 year</u>	<u>More than</u> <u>1 year</u>	<u>Total</u>
<i>Financial assets</i>			
Non-interest bearing	52,335,172	279,884,898	332,220,070
Interest bearing	630,951	---	630,951
<b>Total</b>	<b>52,966,123</b>	<b>279,884,898</b>	<b>332,851,021</b>
<i>Financial liability</i>			
Non-interest bearing	73,234,622	153,344	73,387,966
Interest bearing	31,421,661	242,395,871	273,817,532
<b>Total</b>	<b>104,656,283</b>	<b>242,549,215</b>	<b>347,205,498</b>

# ABU DHABI NATIONAL COMPANY FOR BUILDING MATERIALS

## PUBLIC JOINT STOCK

### ABU DHABI - UNITED ARAB EMIRATES

#### NOTES TO CONSOLIDATED INTERIM FINANCIAL STATEMENTS

(AMOUNTS ARE EXPRESSED IN U.A.E. DIRHAMS)

#### 22. RELATED PARTIES

In the ordinary course of business the company conducts transactions with the following parties which fall within the definition of related parties in accordance to the International Financial Reporting Standards, and consists of the following :

##### a) RELATED PARTY - RECEIVABLE

This item consists of the following :

	<u>31 March 2017</u> (Unaudited)	<u>31 December 2016</u> (Audited)
Saif Bin Darwish	413,937	----
<b>Total - Note 7 (a)</b>	<b>413,937</b>	<b>----</b>

##### b) RELATED PARTIES - PAYABLES

This item consists of the following :

	<u>31 March 2017</u> (Unaudited)	<u>31 December 2016</u> (Audited)
Al Omeria Printing and Publishing	80,284	29,382
Saif Bin darwish	----	6,700
Darwish Bin Ahmad and Sons	730,189	----
<b>Total - Note 16 (a)</b>	<b>810,473</b>	<b>36,082</b>

#### 23. FINANCIAL ASSETS AND LIABILITIES

This item consists of the following:

	<u>31 March 2017</u> (Unaudited)	<u>31 December 2016</u> (Audited)
<i>Financial assets</i>		
Cash and cash equivalents	4,741,730	2,964,834
Bank term deposit	630,951	630,951
Trade and other receivables	53,688,684	49,370,338
Investments in financial asset	343,846,543	279,801,573
Other investments	83,325	83,325
<b>Total</b>	<b>402,991,233</b>	<b>332,851,021</b>

##### *Financial liabilities*

Bank over draft	1,657,081	730,721
Borrowings	271,470,178	273,086,811
Trade and other payables	109,728,688	73,387,966
<b>Total</b>	<b>382,855,947</b>	<b>347,205,498</b>

#### 24. CONTINGENT LIABILITIES

This item consists of the following:

	<u>31 March 2017</u> (Unaudited)	<u>31 December 2016</u> (Audited)
Letters of guarantee	781,800	4,064,650
Letters of credit	200,514	4,644,000
Security and guarantee cheques	7,870,650	1,390,000

**ABU DHABI NATIONAL COMPANY FOR BUILDING MATERIALS**  
**PUBLIC JOINT STOCK**  
**ABU DHABI - UNITED ARAB EMIRATES**

**NOTES TO CONSOLIDATED INTERIM FINANCIAL STATEMENTS**  
**(AMOUNTS ARE EXPRESSED IN U.A.E. DIRHAMS)**

---

**25. LITIGATION**

As per the lawyers letter received from the company's advocate and legal consultants the company had filed a suit case against customers claiming an amount of AED 52,939,070. The court has given its final judgment to pay an amount of AED 21,298,039. The remaining amount of AED 31,641,031 is currently still pending.

**26. COMPARATIVE FIGURES**

Certain comparative figures have been reclassified to comply with the consolidated financial statements presentation for the current period.

**27. GENERAL**

The figures in the consolidated financial statements are rounded to the nearest U.A.E. Dirham.

**28. APPROVAL OF FINANCIAL STATEMENTS**

The consolidated interim financial statements were approved by the Board of Directors and authorized for issue in their meeting on 14 May 2017.